

)

(

4

1

,

2

3

			787,560,687
10		1.00	0
	10	0	

R

R

RR

			300021
		Dayu Water-saving Group Co., Ltd	
		Dayu Water-saving	
		290	
		735009	
		10	
		301712	
		www.dyjs.com	
		dyjszqb@dyjs.com	

	10	10
	022-59679306	022-59679306
	022-59679301	022-59679301
	dyjszqb@dyjs.com	dyjszqb@dyjs.com

	http://www.cninfo.com.cn/

	61 4

	35		2016.06.01--2018.12.31

	2018	2017		2016
	1,779,589,084.67	1,284,423,666.00	38.55%	1,029,195,759.68
	100,200,771.35	95,437,070.59	4.99%	60,487,154.50
	93,767,689.03	76,239,226.08	22.99%	47,560,832.34
	797,866,604.24	-14,076,376.13	5,806.90%	-107,251,418.16
/	0.13	0.16	-18.75%	0.20
/	0.13	0.13	0.00%	0.16
	7.08%	7.00%	0.08%	6.13%
	2018	2017		2016
	3,820,870,783.68	2,952,851,523.98	29.40%	2,486,127,190.04
	1,442,599,376.71	1,390,218,307.75	3.77%	1,333,575,934.93

	359,119,977.20	425,234,021.50	189,387,759.07	805,847,326.90
	46,063,897.61	9,438,861.13	1,741,607.50	42,972,767.18

	45,340,664.10	3,522,024.45	2,120,660.10	42,766,926.47
	-202,127,762.46	12,688,761.33	261,783,419.67	730,980,885.70

1

2

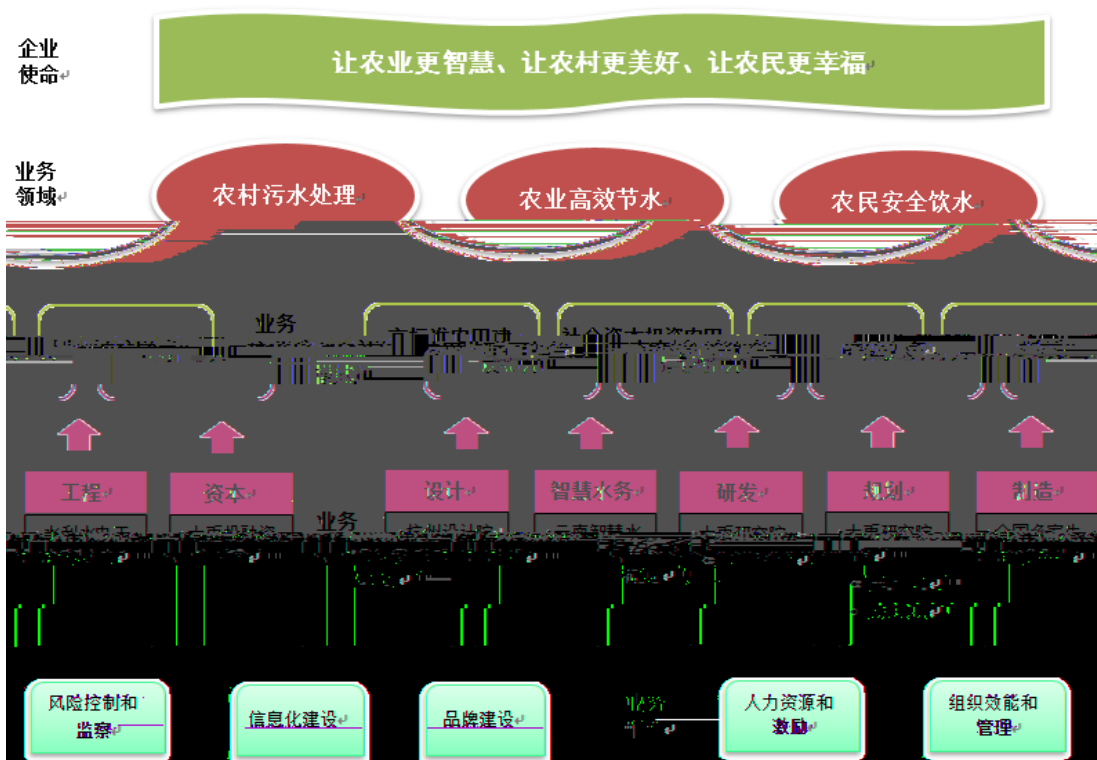
	2018	2017	2016	
	3,858.38	309,429.97	-778,516.85	
	18,178,412.83	16,351,299.75	17,340,645.01	
	312,957.81			
	2,660,665.42	666,614.36		
			1,200,000.00	
	-13,311,535.50	4,004,086.80	-2,865,939.70	
		1,284,051.00		
	1,176,653.84	3,392,322.28	1,930,815.73	

	234,622.78	25,315.09	39,050.57	
	6,433,082.32	19,197,844.51	12,926,322.16	--

1

1

1



2

1

15,218.70

16.26%

10,020.01

4.99%

45

52%

1

20 70

90

21

2

1

2

30

386

38

3

4

SPV

52%	177,958.91	38.55%	10,020.01	4.99%	45
1					

4

5

6

PPP

2018 10

SPV

2018 1 5

2018 6

4

A/O+MBR

1

2

1

	2018		2017		
	1,779,589,084.67	100%	1,284,423,666.00	100%	38.55%

	1,777,062,505.36	99.86%	1,277,758,992.36	99.48%	39.08%
	2,526,579.31	0.14%	6,664,673.64	0.52%	-62.09%
	329,104,519.88	18.49%	449,462,941.22	34.99%	-26.78%
	1,155,594,471.21	64.94%	713,188,952.32	55.53%	62.03%
	286,877,638.45	16.12%	108,030,479.47	8.41%	165.55%
	5,485,875.82	0.31%	7,076,619.35	0.55%	-22.48%
	2,526,579.31	0.14%	6,664,673.64	0.52%	-62.09%
	566,637,632.03	31.84%	647,311,428.30	50.40%	-12.46%
	919,491,136.38	51.67%	284,772,914.87	22.17%	222.89%
	2,925,542.68	0.16%	119,675,668.87	9.32%	-97.56%
	167,579,654.87	9.42%	53,972,229.33	4.20%	210.49%
	2,166,335.48	0.12%		0.00%	
	29,353,810.60	1.65%	54,717,028.00	4.26%	-46.35%
	74,106,546.44	4.16%	110,391,221.82	8.59%	-32.87%
	17,328,426.19	0.97%	13,583,174.81	1.06%	27.57%

2

10%

	1,777,062,505.36	1,273,163,254.82	28.36%	39.08%	34.60%	2.38%
	329,104,519.88	163,574,134.52	50.30%	-26.78%	-46.66%	18.52%
	1,155,594,471.21	875,857,514.86	24.21%	62.03%	51.94%	5.04%
	286,877,638.45	229,010,027.33	20.17%	165.55%	264.79%	-21.72%

	566,637,632.03	403,938,130.57	28.71%	-12.46%	-17.07%	3.96%
	919,491,136.38	660,704,692.44	28.14%	222.89%	220.59%	0.51%
	167,579,654.87	118,429,183.06	29.33%	210.49%	204.29%	1.44%

1

3

			2018	2017	
			12,876	16,402	-21.00%
PVC			11,682	14,742	-21.00%

5

		2018		2017		
		1,273,163,254.82	99.85%	945,877,177.42	99.53%	35.04%
		1,859,681.90	0.15%	4,449,409.68	0.47%	-58.20%

		2018		2017		

		47.22%
		39.67%

5

1		705,965,575.40	39.67%
2		42,627,012.82	2.40%
3		34,379,351.16	1.93%
4	Elotrade Ltd	33,977,808.27	1.91%
5		23,425,497.24	1.32%
	--	840,375,244.89	47.22%

		174,081,529.52
		16.30%
		0.00%

5

1		53,935,250.00	5.05%
2		44,062,600.00	4.13%
3		26,120,779.52	2.45%
4		26,035,500.00	2.44%
5		23,927,400.00	2.24%
	--	174,081,529.52	16.30%

3

	2018	2017		
	69,270,869.88	72,039,018.24	-3.84%	

	155,556,821.17	99,345,252.12	56.58%	
	63,934,922.62	24,892,912.12	156.84%	
	18,311,916.02	4,840,110.47	278.34%	

4

2018

1				
2				
3				
4	PVC-U			
5	4			
6				
7	3			
8				

9

14				
15				

	2018	2017	2016
	36	35	30
	2.25%	2.19%	1.70%
	38,907,745.36	33,841,787.91	23,810,117.59
	2.19%	2.63%	2.31%
	7,423,035.50	8,762,158.86	6,621,835.37
	19.08%	25.89%	27.81%
	6.77%	9.18%	10.68%

19.08% 3,890.77 2.19% 742.30
 386 38 6.77%

5

	2018	2017	
	2,554,176,070.57	1,404,829,302.41	81.81%
	1,756,309,466.33	1,418,905,678.54	23.78%
	797,866,604.24	-14,076,376.13	5,806.90%
	320,806,414.59	130,697,661.93	145.46%
	519,688,282.86	384,597,525.68	35.13%
	-198,881,868.27	-253,899,863.75	21.67%

	941,539,300.00	690,975,430.00	36.26%
	805,632,248.37	581,833,995.63	38.46%
	135,907,051.63	109,141,434.37	24.52%
	734,466,050.72	-159,207,535.01	561.33%

1	5806.90%
2	21.67%
3	24.52%

	630,949.76	0.41%		
	35,651,147.54	23.43%		
	3,612,366.78	2.37%		
	15,316,159.95	10.06%		

1

	2018		2018			
	1,207,490,768.78	31.60%	468,369,545.57	15.86%	15.74%	
	625,251,349.65	16.36%	653,608,054.05	22.13%	-5.77%	
	556,381,993.51	14.56%	561,819,105.76	19.03%	-4.47%	
	153,257,888.97	4.01%	79,605,177.20	2.70%	1.31%	69%
	329,036,771.56	8.61%	310,468,993.77	10.51%	-1.90%	

	236,900,195.56	6.20%	105,183,648.55	3.56%	2.64%	
	878,440,300.00	22.99%	623,168,300.00	21.10%	1.89%	
	39,900,432.99	1.04%	40,754,252.33	1.38%	-0.34%	
	66,905,260.81	1.75%	93,286,303.89	3.16%	-1.41%	
	44,950,000.00	1.18%	25,000,000.00	0.85%	0.33%	
	22,256,415.52	0.58%	35,332,656.76	1.20%	-0.62%	
	16,105,380.09	0.42%	8,682,344.59	0.29%	0.13%	
	3,773,620.86	0.10%	5,322,566.69	0.18%	-0.08%	

2

3

	43,716,949.21	
	97,572,019.63	
	29,271,400.00	
	79,031,903.24	
--	156,073,140.68	
--	71,573,050.90	
	24,386,594.10	
	501,625,057.76	

		40,000,000.00	11,329,858.27
			5,145,482.73
		126,000,000.00	144,743,282.41
			19,241,111.37
		35,325,000.00	29,271,400.00
		24,500,000.00	79,031,903.24
		60,000,000.00	71,573,050.90

1

153,257,888.97	79,605,177.20	92.52%

2

3

4

5

1

2016		70,000	21,668.77	58,051.32	17,747.99	17,747.99	25.35%	13,017.21		0
	--	70,000	21,668.77	58,051.32	17,747.99	17,747.99	25.35%	13,017.21	--	0
2015	12	18								
		[2015]2979				9,700				
40,344,275		1		17.88	/			721,355,637.00		21,355,640.03
		699,999,996.97								

		8,000				
		5,000				
		3,000		12		2018
		4				5,000
			2019 3 29			
		3,000				

	<p style="text-align: center;">2018 7 2 2018</p> <p style="text-align: center;">2018 6 14 2018-059</p> <p>2018-060 2018-061 2018-062 2018 7</p>
()	

1

2

10%

			314,320,000	641,982,562. 53	544,697,649. 80	187,332,632. 83	7583035.36	6,522,156.20
		;	50,000,000	224,847,001. 20	65,899,897.7 6	279,059,486. 12	25109585.41	20,945,869.0 2
		;	448,000,000	1,581,593,71 5.07	687,542,711. 19	946,674,668. 23	253,922,650. 81	215,635,908. 7

2019

1

,

2

2019

PPP EPC EPC+O

3

" "

"

"

1

2

3

1

10	0
10	1.00
10	0
	787,560,687
	78,756,068.70

12 31 318,944,275 10 1.00
 10 15 2017 5 5 2016
 2 2017 [2018] ZG10968
 2017 27,193,019.03 10% 2,719,301.90
 43,876,552.20 2016 31,894,427.50 2017 12 31
 36,455,841.83 231,657,390.76 2018
 2018 5 8 2017
 3 2018 R
 2018 75,083,347.17 10% 7,508,334.72
 36,455,841.83 2018 12 31 104,030,854.28
 253,940,626.15 2019
 2018 12 31 6 787,560,687
 10 1.00 78,756,068.70
 2018

2018	78,756,068.70	100,200,771.35	78.60%	0.00	0.00%	78,756,068.70	78.59%
2017	0.00	95,437,070.59	0.00%	0.00	0.00%	0.00	

			2006 1%	2007		" 2009 29	08
				"			
			1				
				2			
						2009	07
					3		
		4					
				5			

			50%			
						2018 5 28
						320000
						6.355 /
						203.36
						2018 6 4
			2018 1 17 6 5000			
				2018 01 16		360014
		6				6.209 /
						223.53
						2018 6 15
						3750000
						6 /
						2250
				2018 1		2018 1 17
		16	12 1500			
				2018 01 15		
			15 /			
						2309357
			6			6.494 /

						1499.7

2

1 2018 8 31 3500 69%

2 2018 4 23 2000 2018 4 16

9416.7 2018 6 15 600

2018 12 13 5325 2018 8 9

4487.34

3 2018

	100
	3
	3

2018 3 29

2018 4 25

2018

2018 3 30

2018 10 22

2018 10 23

2018-085

2018-084

1

			12										
						70,596.56	47.33%	149,155.32			149,155.32	2018 11 08	2018 093
			+										
			289										

2

3

3,417,117.48

10%

10%

2

1

C3	0	C4	0
A1+B1+C1	0	A2+B2+C2	321.32
A3+B3+C3	2,000	A4+B4+C4	85.12
A4+B4+C4		0.06%	
D		0	
E 70%		85.12	
F 50%		0	
D+E+F		85.12	

2

3

1

		5,000	0	0
		10,000	0	0
		15,000	0	0

		2018									
						139,975				2018 09 18	2018 082

1

30

2018

AA 2018

2

1

	143,879,150	18.04%				5,054,528	5,054,528	148,933,678	18.68%
3	143,879,150	18.04%				5,054,528	5,054,528	148,933,678	18.68%
	143,879,150	18.04%				5,054,528	5,054,528	148,933,678	18.68%
	653,481,537	81.96%				-5,054,528	-5,054,528	648,427,009	81.32%
1	653,481,537	81.96%				-5,054,528	-5,054,528	648,427,009	81.32%
	797,360,687	100.00%						797,360,687	100.00%

	2018 5 28	320,000
0.04%	2018-064	
	2018 6 4	360,014
0.045%	2018-055	
	2018 6 15	3,750,000
0.47%	2018-051	
	2018 1 17	2,309,357
0.29%	2018-004	

2018	6	5	2018	2018	6	5	2019	6	4	
		12					10	/		
		5,000								
2018	6	28								9,800,000
		49,980,000					5.10	/		1.23%
		2018	6	28						2018-066

2

	135,989,112	45,329,705	3,322,511	139,311,623		25%
	7,051,245	2,350,415	1,732,018	8,783,263		25%
	442,177	147,393		442,177		25%
	396,615			396,615		25%
	143,879,149	47,827,513	5,054,529	148,933,678	--	--

1

2

3

1

	32,223		27,961		9	0	9	0
		5%			10			
		23.30%	185,748,831	4,430,014	139,311,623	46,437,208		53,060,000
		22.74%	181,318,818		0	181,318,818		23,500,000
		2.32%	18,515,662			18,515,662		
1		2.00%	15,940,000			15,940,000		
		1.85%	14,718,545			14,718,545		
		1.47%	11,711,017		8,783,263	2,927,754		
1		1.32%	10,487,097					
		0.67%	5,352,502					
2		0.65%	5,146,855					

#		0.58%	4,587,680					
10								
4								
		10						
						181,318,818		181,318,818
						46,437,208		46,437,208
						18,515,662		18,515,662
						15,940,000		15,940,000
·	1					14,718,545		14,718,545
						10,487,097		10,487,097
		1				5,352,502		5,352,502
						5,146,855		5,146,855
·	2							
#						4,587,680		4,587,680
						3,818,420		3,818,420
10								
10			10					
		5						

10

10

10

10

2

	2017 3 9	2018 3 9

3

;

	2017 3 9		2018 3 9
10			

4 **10%**

5

					03 09	03 08					
					2018 42 03 09	2021 03 08					
					2017 46 07 14	2020 07 13					
					2017 43 07 14	2020 07 13					
					2018 56 05 11	2021 03 08					
					2018 51 05 11	2021 03 08					
					2018 34 05 11	2021 03 08					

	--	--	--	--	--	--	191,362,867	6,739,389	0	0	198,138,238

			2018 03 09	
			2018 03 09	
			2018 03 09	
			2018 03 09	
			2018 03 09	
			2018 03 09	
			2018 03 09	
			2018 03 09	
			2018 03 09	
			2018 03 09	

			2018 03 09	
			2018 03 09	
			2018 03 09	
			2018 03 09	
			2018 05 11	
			2018 05 11	
			2018 05 11	

1

1991 6

MBA

2013 5

CEO

2017 3

PPP

PPP

200

PPP

2013 5 --2017 2

2015

1971

1994 2003

2003 2005

2005

2006 3

2010

2011

2013

2015

2015

2016 8 2015

10 2017 10 201

1968

2010 2013 2006 3

2015 2014

2015 7 2014 5

2016 1 2017 12 2017

1973 2018 3 9

2005 4 2007 1 2007 1 2007

7 2007 7 2009 9

2009 9 2012 6

2012 6 2013

3

1970

1996

1997 2006 7

IPO

2006 8

IPO

1997 11

2006 7

2016 8

2016 11

2017

1977

2009 1 2012 5

2012 5 2013 5

2013 5 2014 4 2014 4

1977

2000 -2003

2004 -2005 2006 3

2007-2008

IPO

2010

4

1962 4

1989 4 2002

2

2002 3 2003 5

2003 6 2009 7

2009 8 2012 1

2012 2 2017

12

2018 1

1998 2018

20 2005 2008

2011 2014

1

1

2

14

8

1972

SH600617

SZ000603

1968 10

1991 8 2008 8

2008 9 2013 9

2013 10

20

1975

2004 2015

2015 2017

PPP

15

			2001 06 28	2019 04 16	
			2015 09 15	2019 03 18	
			2015 05 04	2019 03 18	

2018

2018

2018

807.21

			28		130.32	
			48		141.77	
			50		70.69	
			49		40.38	
			46		32.1	
			58		13.12	
			53		6	
			40		6	
			54		6	
			49		23.77	
			42		28.17	
			42		18.55	
			46		23.12	
			43		60.63	
			56		32.27	
			51		31.2	

			34		49.8	
			61		20.16	
			47		29.89	
			49		4.4	
			55			

	400
	1,550

2

3

4

1

2

3

3 9
 1

4 3 1

5

6

7

8

2018

AA 2018

1

2

3

4

5

1

2018		47.28%	2018 03 09	2018 03 10	2018-014
2018		22.78%	2018 04 25	2018 04 26	2018-039
2017		47.78%	2018 05 08	2018 05 09	2018-042
2018		47.15%	2018 06 05	2018 06 05	2018-055
2018		47.65%	2018 07 02	2018 07 02	2018-067
2018		47.64%	2018 11 23	2018 11 23	2018-096

2

1

	14	11	3	0	0		5
	14	11	3	0	0		5
	14	11	3	0	0		5
	1	1	0	0	0		1
	1	1	0	0	0		1
	1	1	0	0	0		1

2018

2019

3

7

2018

4

5

2018 1 29

2018 5 10

1**2**

	2019 04 18
	2018
	100%
	100%

	12	5
	10	4
		0
		0
		0
		0

[2019] ZG11088		
(
2018 12 31		
2008 7	2018 12 31	
		3101
		2018 12 31

	2019 04 18

	2019 04 17
	[2019] ZG11096

[2019] R

2018 12 31

2018

2018 12 31

2018

2018	1
70,596.56	
39.67 % ,	2
15	3
	4

--	--

2018

1

2

3

4

5

6

2019 4 17

1

	2018 12 31	2017 12 31
	1,207,490,768.78	468,369,545.57
	625,626,349.65	653,608,054.05
	375,000.00	
	625,251,349.65	653,608,054.05
	66,905,260.81	93,286,303.89
	134,729,582.06	111,855,610.74

	2,212,053.57	
	556,381,993.51	561,819,105.76

	711,658,429.68	445,785,971.38
	149,864,075.13	36,774,717.69
	10,960,125.64	9,327,081.87
	102,920,721.57	67,242,210.32
	76,160,539.50	34,419,121.36
	1,947,256.03	
	28,705,424.00	23,686,385.87
	738,214.69	1,555,967.64
	1,959,447,830.21	1,241,959,756.13

	43,965,444.43	56,241,019.40
	25,000,000.00	25,000,000.00
	307,644,477.37	257,786,302.96
	2,267,092,307.58	1,499,746,059.09
	797,360,687.00	797,360,687.00
	253,940,626.15	251,780,328.54
	49,980,000.00	
	33,072,972.22	25,564,637.50
	408,205,091.34	315,512,654.71
	1,442,599,376.71	1,390,218,307.75
	111,179,099.39	62,887,157.14
	1,553,778,476.10	1,453,105,464.89
	3,820,870,783.68	2,952,851,523.98

2

	2018 12 31	2017 12 31
	429,049,409.71	344,272,692.24

	18,341,534.78	35,753,057.51
	569,800,378.59	394,176,238.80
	2,212,053.57	
	49,924,204.48	86,100,362.10
	1,831,110.13	101,757,483.05
	1,068,946,637.69	962,059,833.70
	44,950,000.00	25,000,000.00
	1,874,642,365.13	1,631,630,641.79
	21,972,100.07	20,863,667.37
	4,450,847.46	
	24,250,624.44	26,397,597.67
	6,645,793.08	5,897,326.79
	1,495,024.60	894,135.24

	1,978,406,754.78	1,710,683,368.86
	3,047,353,392.47	2,672,743,202.56
	878,440,300.00	623,168,300.00
	79,279,383.35	19,503,391.77
	1,830,777.87	1,550,000.00
	191,157.65	356,788.69
	4,536,481.53	15,538,301.52
	872,540,708.91	802,496,103.37
	20,480,424.00	20,461,385.87
	1,857,299,233.31	1,483,074,271.22
	4,575,432.99	4,844,552.33
	37,180,821.91	56,180,821.92
	32,156,000.00	37,605,000.00
	73,912,254.90	98,630,374.25

	1,931,211,488.21	1,581,704,645.47
	797,360,687.00	797,360,687.00
	231,657,390.76	231,657,390.76
	49,980,000.00	
	33,072,972.22	25,564,637.50
	104,030,854.28	36,455,841.83
	1,116,141,904.26	1,091,038,557.09
	3,047,353,392.47	2,672,743,202.56

3

	2018	2017
	1,779,589,084.67	1,284,423,666.00
	1,779,589,084.67	1,284,423,666.00
	1,632,903,731.12	1,178,516,480.95
	1,273,163,254.82	945,877,177.42
	17,014,799.07	13,775,922.46
	69,270,869.88	72,039,018.24

	155,556,821.17	99,345,252.12
	18,311,916.02	4,840,110.47
	63,934,922.62	24,892,912.12
	60,514,131.56	32,317,035.08
	3,362,529.16	6,500,229.01
	35,651,147.54	17,746,088.12
	16,594,044.87	12,711,051.71
	630,949.76	4,331,270.27
	-2,029,715.66	2,380,604.91
-		
-	3,858.38	318,377.09
	163,914,206.56	123,267,884.12
	3,588,992.41	8,946,726.49
	15,316,159.95	1,311,338.77
	152,187,039.02	130,903,271.84
	42,563,145.61	28,912,711.66
	109,623,893.41	101,990,560.18
	109,623,893.41	102,071,186.52
		-80,626.34
	100,200,771.35	95,437,070.59
	9,423,122.06	6,553,489.59
1.		

2.		
3.		
4.		
5.		
1.		
2.		
3.		
4.		



5.		
1.		
2.		
3.		
4.		
5.		
6.		
7.		
8.		
9.		
	75,083,347.17	27,193,019.03

5

	2018	2017
	2,096,043,318.72	1,200,755,396.56

	30,283,613.02	
		115,790,000.00
	519,688,282.86	384,597,525.68
	-198,881,868.27	-253,899,863.75
	13,500,000.00	5,578,430.00
	13,500,000.00	5,578,430.00
	928,039,300.00	667,127,000.00
		18,270,000.00
	941,539,300.00	690,975,430.00
	694,441,449.78	507,658,345.28
	60,200,102.87	63,310,233.94
		92,890.29
	50,990,695.72	10,865,416.41
	805,632,248.37	581,833,995.63
	135,907,051.63	109,141,434.37
	-425,736.88	-372,729.50
	734,466,050.72	-159,207,535.01
	429,307,768.85	588,515,303.86
	1,163,773,819.57	429,307,768.85

6

	2018	2017
	194,811,299.52	216,183,601.90
	2,805,675,615.22	2,833,131,704.93

	3,000,486,914.74	3,049,315,306.83
	221,747,124.30	285,005,689.98
	24,218,969.47	15,758,813.74
	21,760,072.02	9,889,851.99
	2,831,823,009.16	2,168,554,792.78
	3,099,549,174.95	2,479,209,148.49
	-99,062,260.21	570,106,158.34
	289,289,320.00	
	2,468,764.93	52,605,479.45
		100,000,000.00
	291,758,084.93	152,605,479.45
	7,058,157.83	1,084,222.59
	245,319,238.53	862,540,700.00
		100,000,000.00
	252,377,396.36	963,624,922.59
	39,380,688.57	-811,019,443.14
	928,039,300.00	624,767,300.00
		17,970,000.00
	928,039,300.00	642,737,300.00
	693,017,381.21	504,433,345.28



59,908,775.07

5															
6															
1															
2															
	797,3				253,94	49,980			33,072		408,20		1,442,	111,17	1,553,
	60,68				0,626.	,000.0			,972.2		5,091.		599,37	9,099.	778,47
	7.00				15	0			2		34		6.71	39	6.10

	2017															
	318,9				737,09				22,845		254,68		1,333,	43,513,	1,377,0	
	44,27				7,010.				,335.6		9,313.		575,93	761.27	89,696.	
	5.00				81				0		52		4.93		20	
	318,9				737,09				22,845		254,68		1,333,	43,513,	1,377,0	
	44,27				7,010.				,335.6		9,313.		575,93	761.27	89,696.	
	5.00				81				0		52		4.93		20	
	478,4				-485,3				2,719,		60,823		56,642	19,373,	76,015,	
	16,41				16,682				301.90		,341.1		,372.8	395.87	768.69	
	2.00				.27						9		2			
											95,437		95,437	6,553,4	101,990	
											,070.5		,070.5	89.59	,560.18	

										9		9		
					-6,900, 270.27							-6,900, 270.27	12,912, 796.57	6,012,5 26.30
1													12,912, 796.57	12,912, 796.57
2														
3														
4					-6,900, 270.27							-6,900, 270.27		-6,900, 270.27
								2,719, 301.90		-34,61 3,729. 40		-31,89 4,427. 50	-92,890 .29	-31,987 ,317.79
1								2,719, 301.90		-2,719, 301.90				
2														
3										-31,89 4,427. 50		-31,89 4,427. 50	-92,890 .29	-31,987 ,317.79
4														
	478,4 16,41 2.00				-478,4 16,412 .00									
1	478,4 16,41 2.00				-478,4 16,412 .00									
2														
3														
4														

5															
6															
1															
2															
	797,3				251,78					25,564					
	60,68				0,328.					,637.5					
	7.00				54										

1												
2												
3												
4						49,980,0 00.00						-49,980,0 00.00
								7,508,334 .72	-7,508,334. 72			
1								7,508,334 .72	-7,508,334. 72			
2												
3												
1												
2												
3												
4												
5												

	797,36				231,657	49,980,0			33,072,97	104,030,85		1,116,141
	0,687.				,390.76	00.00			2.22	4.28		,904.26
	00											

	2017											

									1.90	1.90		
2										-31,894,427.50		-31,894,427.50
3												
	478,416,412.00				-478,416,412.00							
1	478,416,412.00				-478,416,412.00							
2												
3												
4												
5												
6												
1												

		4,880.00				
2008				2008		
				285.00		5,165.00
2009						
		2009 1033		2009 10 20		1,800.00
1		1,800.00			6,965.00	
2009 10 30					300021	
2009						6,965.00
6,965.00		6,965.00		13,930.00		6,965.00
13,930.00						
						13,930.00
2010						
13,930.00		13,930.00		27,860.00		13,930.00
27,860.00						
2015 9 28						<

Dayu Water Ltd.	

1

2

1

2

3

4

5

6

7

" "

8

9

A

B

" "

10

A

B

C

D

E

F

11

1

2

A

B

C

12

A

B

C

D

E

13

14

A

C

" "

"

"

15

1

1

2

2

		40	5.00	2.38
		10	5.00	9.50
		5	5.00	19.00
		10	5.00	9.50

3

16

17

A

R

19

1

2

20

21

A

B

22

1

2

3

23

A

B

24

A

B

25

26

27

A

B

C

D

28 /

29

1

2

30

R

31

1

1		" " " " "
		"
		625,626,349.65
		653,608,054.05 " " "
		" " "
		711,658,429.68
		445,785,971.38 " "

		2,212,053.57 " " 1,947,256.03 1,633,227.34 53,420,000.00 0
2		18,311,916.02 4,840,110.47

R

2

3

	2017 12 31	2018 1 1	
	468,369,545.57	468,369,545.57	
	653,608,054.05	653,608,054.05	
	653,608,054.05	653,608,054.05	
	93,286,303.89	93,286,303.89	
	111,855,610.74	111,855,610.74	
	561,819,105.76	561,819,105.76	
	151,582,234.16	151,582,234.16	
	2,040,520,854.17		
	25,000,000.00		
	216,970,240.35	216,970,240.35	
	79,605,177.20	79,605,177.20	
	310,468,993.77	310,468,993.77	
	105,183,648.55	105,183,648.55	

	35,332,656.76	35,332,656.76	
	87,013,004.01	87,013,004.01	
	8,682,344.59	8,682,344.59	
	22,165,058.43	22,165,058.43	
	5,322,566.69	5,322,566.69	
	16,586,979.46	16,586,979.46	
	912,330,669.81	912,330,669.81	
	2,952,851,523.98	2,952,851,523.98	
	623,168,300.00	623,168,300.00	
	445,785,971.38	445,785,971.38	
	36,774,717.69	36,774,717.69	
	9,327,081.87	9,327,081.87	
	67,242,210.32	67,242,210.32	
	34,419,121.36	34,419,121.36	
		1,633,227.34	
	23,686,385.87	23,686,385.87	
	1,555,967.64	1,555,967.64	
	1,241,959,756.13	1,241,959,756.13	
	40,754,252.33	40,754,252.33	
	135,791,031.23	135,791,031.23	
	56,241,019.40	56,241,019.40	
	25,000,000.00	25,000,000.00	
	257,786,302.96	257,786,302.96	
	1,499,746,059.09	1,499,746,059.09	
	797,360,687.00	797,360,687.00	
	251,780,328.54	251,780,328.54	
	25,564,637.50	25,564,637.50	
	315,512,654.71	315,512,654.71	
	1,390,218,307.75	1,390,218,307.75	
	62,887,157.14	62,887,157.14	

	1,453,105,464.89	1,453,105,464.89	
	2,952,851,523.98	2,952,851,523.98	

	2017 12 31	2018 1 1	
	344,272,692.24		
	35,753,057.51		
	394,176,238.80	394,176,238.80	
	86,100,362.10		
	101,757,483.05		
	962,059,833.70		
	25,000,000.00		
	1,631,630,641.79	1,631,630,641.79	
	20,863,667.37		
	26,397,597.67		
	5,897,326.79		
	894,135.24		
	1,710,683,368.86		
	2,672,743,202.56		
	623,168,300.00		
	19,503,391.77		
	1,550,000.00		
	356,788.69		
	15,538,301.52		
	802,496,103.37		
	20,461,385.87		
	1,483,074,271.22		
	4,844,552.33		
	56,180,821.92		

	37,605,000.00		
	98,630,374.25		
	1,581,704,645.47		
	797,360,687.00		
	231,657,390.76		
	25,564,637.50		
	36,455,841.83		
	1,091,038,557.09		
	2,672,743,202.56	2,952,851,523.98	

4

32

A

B

1

		17%

	15.00%
	15.00%
	15.00%
	15.00%
	15.00%
	15.00%
	15.00%
	25.00%
	15.00%
	15.00%
	25.00%
	25.00%
	25.00%
	15.00%
	25.00%
	25.00%
	25.00%
	25.00%

	25.00%
	25.00%
	25.00%
()	25.00%
	25%
	25%
Dayu Water Ltd.	23%

2

R

R

R

R

R

R R

R

1

	472,735.60	991/MCI re

3

	375,000.00	
	625,251,349.65	653,608,054.05
	625,626,349.65	653,608,054.05

1

1

	375,000.00	
	375,000.00	

2

2

1

	1,200,000.00	0.17%	1,200,000.00	100.00%						
	714,663,364.59	99.82%	89,412,014.94	12.51%	625,251,349.65	725,045,536.94	100.00%	71,437,482.89	9.85%	653,608,054.05
1	714,662,743.59	99.82%	89,412,014.94	12.51%	625,250,728.65	725,045,224.94	100.00%	71,437,482.89	9.85%	653,607,742.05
2	621.00				621.00	312.00				312.00

	714,663, 364.59	99.82%	89,412,0 14.94	12.51%	625,251,3 49.65	725,045,5 36.94	100.00%	71,437,48 2.89	9.85%	653,608,05 4.05
	715,863, 364.59	100.00%	90,612,0 14.94		625,251,3 49.65	725,045,5 36.94	100.00%	71,437,48 2.89		653,608,05 4.05

	1,200,000.00	1,200,000.00	100.00%
	1,200,000.00	1,200,000.00	--

2	621.00	
	621.00	--

1	1	413,973,850.31
1	2	160,860,423.47
2	3	84,726,267.52
3	4	16,735,355.05
4	5	14,830,854.71
5		23,535,992.53
		714,662,743.59

2

19,998,558.77

3

--	--

	128,000.00
	506,471.92
	94,354.87
	728,826.79

4

4

		(%)	
Elotrade Ltd	39,069,117.24	5.46	460,731.71
	38,927,252.64	5.44	411,109.53
	23,246,589.57	3.25	232,465.90
	22,410,950.44	3.13	2,511,215.23
	18,744,272.94	2.62	1,524,864.51
	142,398,182.83	19.89	5,140,386.88

4

1

1	37,853,470.03	56.58%	77,850,591.90	83.45%
1 2	24,048,932.04	35.94%	7,083,235.64	7.59%
2 3	4,138,973.38	6.19%	4,237,947.72	4.54%
3	863,885.36	1.29%	4,114,528.63	4.42%
	66,905,260.81	--	93,286,303.89	--

2

	9,900,000.00	14.80

	8,424,941.00	12.59
	3,181,391.62	4.76
	2,810,816.38	4.20
	2,007,442.75	3.00
	26,324,591.75	39.35

5

	2,212,053.57	
	132,517,528.49	111,855,610.74
	134,729,582.06	111,855,610.74

1

1

2

1

()		
	2,212,053.57	
	2,212,053.57	

2

3

1

	21,726,016.29	16,632,429.05
	120,871,659.09	98,238,067.11
	4,354,063.58	4,276,250.89
	736,305.06	250,525.16
	319,978.00	342,356.00

	191,697.11	
	3,103,805.59	2,556,091.14
	151,303,524.72	122,295,719.35

2

1	1	75,549,051.70
1	2	43,430,996.60
2	3	22,909,432.32
3	4	4,225,450.70
4	5	1,475,226.30
5		3,521,669.99
		151,111,827.61

3

8,345,887.62

4

5

		13,439,979.00	1-2 8,155,379 2-3 3,429,100 3-4 1,855,500;	8.88%	2,772,017.90
		8,000,000.00	2-3	5.29%	2,400,000.00
		6,587,606.95	1	4.35%	65,876.07
		6,500,000.00	1	4.30%	65,000.00
		6,100,276.10	1 1,450,489.49 1-2	4.03%	865,902.08

			2,717,694 2-3		
			1,932,092.61		
				5%	6,168,796.05

	40,746,226.33
060.97	123,865,616.78
979.62	1,722,798.54
	155,710,207.09
250.87	

	511,060.97	2,086,628.58		12,732.72		2,584,956.83
	3,320,979.62			3,320,979.62		

	56,099,18 5.47		39,289,32 0.00	-1,430,62 0.33						15,379,24 5.14	
	19,878,11 3.20			-1,189,02 3.99						18,689,08 9.21	
	3,627,878 .53			579,958.7 7			2,212,053 .57			1,995,783 .73	
		100,333,8 00.00								100,333,8 00.00	
		5,850,000 .00		-797.06						5,849,202 .94	
		10,000,00 0.00								10,000,00 0.00	
		1,000,001 .00		10,766.95						1,010,767 .95	
	23,505,99 1.73	117,183,8 01.00		-599,095. 33						137,878,6 43.83	
	79,605,17 7.20	117,183,8 01.00	39,289,32 0.00	-2,029,71 5.66						153,257,8 88.97	

10

	329,036,771.56	310,468,993.77
	329,036,771.56	310,468,993.77

1



4.					
1.	234,587,070.33	81,615,440.59	6,132,546.88	6,701,713.76	329,036,771.56
2.	213,472,643.78	86,240,685.55	5,699,619.57	5,056,044.87	310,468,993.77

2

PVC	2,205,152.17	
PE	2,063,233.87	
	3,459,939.04	
	3,214,242.34	
	225,514.42	
	466,880.78	
	166,838.61	
	1,008,801.05	
	424,295.57	
	48,016,477.40	

11

	236,900,195.56	105,183,648.55
	236,900,195.56	105,183,648.55

1

11.4	89,138,662.25		89,138,662.25	44,611,282.66		44,611,282.66
	84,662,968.06		84,662,968.06			
	28,619,517.92		28,619,517.92	27,834,439.25		27,834,439.25
	7,248,445.62		7,248,445.62	6,360,084.68		6,360,084.68

1						
	4,447,221.46		4,447,221.46	4,582,015.04		4,582,015.04
6	4,242,656.81		4,242,656.81			
	3,452,703.88		3,452,703.88	1,533,251.29		1,533,251.29
	2,646,627.62		2,646,627.62			
2	2,193,165.95		2,193,165.95	6,100,136.94		6,100,136.94
	2,191,132.26		2,191,132.26			
	1,414,102.00	1,414,102.00		1,414,102.00		1,414,102.00
	760,946.32		760,946.32			
	454,904.25		454,904.25			
	404,907.40		404,907.40			
PPP						
1# 2# 4#	40,142.91		40,142.91	40,142.91		40,142.91
	238,314,297.56	1,414,102.00	236,900,195.56	105,183,648.55		105,183,648.55

2

			7,342,54 7.97	4,695,92 0.35		2,646,62 7.62						
			2,191,13 2.26			2,191,13 2.26						

			760,946. 32			760,946. 32						
		1,414,10 2.00				1,414,10 2.00						
	4,905,00 5.00		454,904. 25			454,904. 25						

PPP

	1,414,102.00	--
--	--------------	----

1

84,395,886.58

2

78,749,913.13

3

1,414,102.00

12**1**

1.	35,332,656.76				35,332,656.76
2.	2,543,956.81				2,543,956.81
(1)					
(2)	2,543,956.81				2,543,956.81
3.	12,620,198.05				12,620,198.05

(2)					
4.					
1.					
2.					
(1)	3,000,000.00				3,000,000.00
3.					
(1)					
(2)					
4.	3,000,000.00				3,000,000.00
1.	22,256,415.52				22,256,415.52
2.	35,332,656.76				35,332,656.76

2

13

1

1.	78,095,936.14	11,968,235.76	11,653,916.24	1,656,384.42	1,582,976.94	145,977.33	105,103,426.83
2.				477,014.09	1,163,893.54		1,640,907.63
1				477,014.09			477,014.09
2							
3					1,163,893.54		1,163,893.54

3.							
1							
4.	78,095,936.14	11,968,235.76	11,653,916.24	2,133,398.51	2,746,870.48	145,977.33	106,744,334.46
1.	9,086,323.91	6,394,347.75	1,652,999.64	795,767.20	159,767.84	1,216.48	18,090,422.82
2.	2,200,191.60	638,595.84	1,165,391.58	282,436.66	60,529.83	14,597.76	4,361,743.27
1	2,200,191.60	638,595.84	1,165,391.58	282,436.66	50,830.72	14,597.76	4,352,044.16
					9,699.11		9,699.11
3.							
1							
4.	11,286,515.51	7,032,943.59	2,818,391.22	1,078,203.86	220,297.67	15,814.24	22,452,166.09
1.							
2.							
1							
3.							
1							
4.							


1.	66,809,420.63	4,935,292.17	8,835,525.02	1,055,194.65	2,526,572.81	130,163.09	84,292,168.37
2.	69,009,612.23	5,573,888.01	10,000,916.60	860,617.22	1,423,209.10	144,760.85	87,013,004.01

5

2

14

1069250		1,320,410.94					1,320,410.94
PE 1110350		1,212,439.11					1,212,439.11
DYYF TJ 2016-07	1,332,716.78						1,332,716.78
	94,711.76						94,711.76



--	--	--

2

		25,285,098.66		16,586,979.46

18

19

		74,109,185.00	9,727,451.30
		637,549,244.68	436,058,520.08
		711,658,429.68	445,785,971.38

1

		74,109,185.00	9,727,451.30
		74,109,185.00	9,727,451.30

0

2

1		561,501,803.80	363,210,178.28
1-2		39,660,909.47	56,042,351.37
2-3		27,210,587.57	12,128,677.88
3		9,175,943.84	4,677,312.55
		637,549,244.68	436,058,520.08

3

1

	3,187,996.90	
	2,127,549.86	
	2,123,671.00	
	2,073,973.52	
	1,985,237.97	
	1,633,022.90	
	1,246,119.44	
	14,377,571.59	--

20

1

1	138,097,137.82	29,818,867.93
1-2	6,406,813.67	2,619,827.37
2-3	1,821,751.88	651,154.18
3	3,538,371.76	3,684,868.21
	149,864,075.13	36,774,717.69

2

1

	2,516,089.16	
	1,550,000.00	
	536,100.00	
	665,257.61	
	880,872.44	
	6,148,319.21	--

21

1

	9,060,341.37	168,972,772.70	167,207,680.22	10,825,433.85
-	266,740.50	11,900,797.01	12,032,845.72	134,691.79
	9,327,081.87	180,873,569.71	179,240,525.94	10,960,125.64

	48,272,351.64	35,615,692.43
	46,667,982.54	26,360,531.19
	652,194.32	797,471.00
	3,803,973.48	2,244,208.47
	1,654,779.40	1,013,294.45
	1,103,953.98	631,241.07
	413,792.14	423,422.99
	274,570.24	34,236.13
	16,945.99	62,135.30
	58,435.59	58,435.56
	1,742.25	1,541.73
	102,920,721.57	67,242,210.32

23

	1,947,256.03	1,633,227.34
	74,213,283.47	32,785,894.02
	76,160,539.50	34,419,121.36

1

		1,802.57
	1,947,256.03	1,631,424.77
	1,947,256.03	1,633,227.34

2

3

1

	12,117,982.15	181,506.91
	28,584,891.62	7,705,818.85
	981,998.00	1,163,529.21
	32,528,411.70	23,735,039.05
	74,213,283.47	32,785,894.02

2 1

	1,508,894.10	
	1,000,000.00	
	769,525.63	
	759,559.60	
	750,000.00	
	711,836.96	
	681,590.00	
	6,181,406.29	--

24

	3,705,424.00	3,686,385.87
	25,000,000.00	20,000,000.00
	28,705,424.00	23,686,385.87

25

	738,214.69	1,332,060.30
		223,907.34
	738,214.69	1,555,967.64

26

27

	145,358,599.95	135,791,031.23
	53,420,000.00	
	198,778,599.95	135,791,031.23

1

	40,000,000.00	60,000,000.00
	-2,819,178.09	

	3,678,000.00			490,000.00			3,188,000.00	
	3,318,000.00			759,000.00			2,559,000.00	
	6,666,500.00			967,000.00			5,699,500.00	
	2,850,000.00			950,000.00			1,900,000.00	
	3,088,408.30			3,088,408.30				
	2,700,000.00			300,000.00			2,400,000.00	
	1,832,000.00			224,000.00			1,608,000.00	
	600,000.00			150,000.00			450,000.00	
	1,000,000.00			200,000.00			800,000.00	
	780,000.00			130,000.00			650,000.00	
	800,000.00			100,000.00			700,000.00	
2014	770,000.00			110,000.00			660,000.00	

1.8	624,000.00			104,000.00			520,000.00	
2012	640,000.00			80,000.00			560,000.00	
"	444,444.44			266,666.67			177,777.77	
"								
	540,000.00			135,000.00			405,000.00	
	462,000.00			60,000.00			402,000.00	
	416,000.00			104,000.00			312,000.00	
	300,000.00			150,000.00			150,000.00	
	390,000.00			60,000.00			330,000.00	

	200,000.00			50,000.00			150,000.00	
	100,000.00			50,000.00			50,000.00	
2000	90,000.00			30,000.00			60,000.00	
	97,500.00			15,000.00			82,500.00	
	62,500.00	150,000.00		147,500.00			65,000.00	
	90,000.00			15,000.00			75,000.00	
2012								
3000	600,000.00			120,000.00			480,000.00	
	900,000.00			100,000.00			800,000.00	
2017	475,000.00			50,000.00			425,000.00	
	9,500,000.00			1,000,000.00			8,500,000.00	

2017	2,700,000.00			300,000.00			2,400,000.00	
	56,241,019.40	150,000.00		12,425,574.97			43,965,444.43	

29

	25,000,000.00	25,000,000.00
	25,000,000.00	25,000,000.00

30

		+					
	797,360,687.00						797,360,687.00

31

	230,499,569.01			230,499,569.01
	21,280,759.53	2,160,297.61		23,441,057.14
	251,780,328.54	2,160,297.61		253,940,626.15

32

		49,980,000.00	49,980,000.00
		49,980,000.00	49,980,000.00

33

	18,043,703.84	7,508,334.72		25,552,038.56
	7,520,933.66			7,520,933.66
	25,564,637.50	7,508,334.72		33,072,972.22

10%

34

		315,512,654.71	254,689,313.52
		315,512,654.71	254,689,313.52
		100,200,771.35	95,437,070.59
		7,508,334.72	2,719,301.90
			31,894,427.50
		408,205,091.34	315,512,654.71

35

	1,771,576,629.54	1,268,441,676.71	1,277,758,992.36	941,427,767.74
	8,012,455.13	4,721,578.11	6,664,673.64	4,449,409.68
	1,779,589,084.67	1,273,163,254.82	1,284,423,666.00	945,877,177.42

36

	6,087,918.94	4,559,181.63
	2,702,732.03	2,096,038.50
	16,439.99	373.40
	1,333,364.88	1,279,576.36

	3,123,623.28	3,079,922.84
	24,528.12	22,268.72
	1,472,074.47	1,080,597.27
	1,805,998.78	1,384,223.33
	442,418.55	271,853.43
		1,796.98
	5,700.03	90.00
	17,014,799.07	13,775,922.46

37

	13,384,929.00	18,375,573.99
	21,745,622.86	17,162,715.99
	6,531,234.79	5,391,268.53
	5,329,137.94	5,389,542.77
	2,987,882.94	1,464,530.37
	3,988,035.49	4,356,118.58
	2,109,494.93	1,972,530.77
	1,446,787.80	2,003,744.89
	1,183,818.23	1,461,117.17
	1,627,751.53	2,180,121.55
	8,936,174.37	12,281,753.63
	69,270,869.88	72,039,018.24

38

	76,661,172.43	46,013,030.98
	8,595,918.95	8,292,157.00
	10,377,551.92	5,904,098.22
	4,721,333.90	3,279,703.59
	9,212,270.57	6,028,602.23
	2,397,995.81	1,748,025.63

	5,833,585.62	4,565,351.72
	9,089,861.35	4,873,375.22
	3,833,781.09	2,857,160.86
	2,668,401.65	2,035,339.59
		8,160.18
	22,164,947.88	13,740,246.90
	155,556,821.17	99,345,252.12

39

	4,898,718.57	4,757,330.38
	1,368,953.29	
	1,286,460.79	51,490.80
	846,000.00	
	365,344.83	
	176,533.17	
	171,115.65	
	9,198,789.72	31,289.29
	18,311,916.02	4,840,110.47

40

	60,514,131.56	32,317,035.08
	3,362,529.16	6,500,229.01
	1,239,168.13	-2,018,758.78
	5,544,152.09	1,094,864.83
	63,934,922.62	24,892,912.12

41

	28,344,446.39	11,474,261.95

	2,892,599.15	6,271,826.17
	1,414,102.00	
	3,000,000.00	
	35,651,147.54	17,746,088.12

42

	3,557,000.00	764,000.00
	3,088,408.30	386,051.04
2.6	2,120,000.00	2,120,000.00
	1,000,000.00	500,000.00
	950,000.00	950,000.00
	490,000.00	490,000.00
11.4	400,000.00	
2017	300,000.00	300,000.00
	300,000.00	300,000.00
"	266,666.67	266,666.67
"		
tj200000	250,000.00	
	240,000.00	
	224,000.00	224,000.00
	200,000.00	200,000.00

	135,000.00	135,000.00
	130,000.00	130,000.00
	130,000.00	
2014	110,000.00	110,000.00
	104,000.00	104,000.00
1.8	104,000.00	104,000.00
	100,000.00	100,000.00
	100,000.00	100,000.00
	100,000.00	
	60,000.00	60,000.00
	60,000.00	60,000.00
2017	50,000.00	25,000.00
DYYF TJ 2016-07	50,000.00	
	50,000.00	50,000.00
	50,000.00	50,000.00
2000	30,000.00	30,000.00
	15,000.00	15,000.00
	15,000.00	15,000.00
	8,469.90	
2014		833,334.00
		5,000.00
		560,000.00
		200,000.00
		181,000.00
		40,000.00

		30,000.00
2012 3000	120,000.00	120,000.00
2012	80,000.00	80,000.00
		320,000.00
		350,000.00
		450,000.00
		500,000.00
		50,000.00
		14,000.00
		200,000.00
		80,000.00
	16,594,044.87	12,711,051.71

43

	-2,029,715.66	2,380,604.91

	1,584,367.96	3,640,248.04	1,584,367.96
	343,137.11	3,465,630.09	343,137.11
	1,684,861.71	1,840,848.36	1,684,861.71
	3,588,992.41	8,946,726.49	3,588,992.41

1600000								
						250,000.00		
						193,784.00		
						100,000.00		
						100,000.00		
						167,732.96	968,446.54	
						1,584,367.96	3,640,248.04	

46



2

	152,187,039.02
/	22,831,562.01
	423,407.90
	8,570,858.61
	10,740,823.25
	42,563,145.61

		100,000,000.00
		30,000,584.57
		130,000,584.57

4

		100,000,000.00
		15,790,000.00
		115,790,000.00

5

		18,270,000.00
		18,270,000.00

6

	49,990,695.72	

	35,651,147.54	17,746,088.12
	22,770,564.60	20,645,635.21
	4,352,044.16	3,174,339.37
	3,895,606.45	667,116.31
	-3,858.38	-318,377.09
	12,839,358.25	8,947.12
	67,297,451.78	30,298,276.30
	-630,949.76	-4,331,270.27
	-8,698,119.20	-3,931,544.20
	7,889,270.48	-8,154,469.42
	-127,364,278.21	-201,138,685.28
	670,244,473.12	29,267,007.52
	797,866,604.24	-14,076,376.13
2	--	--
3	--	--
	1,163,773,819.57	429,307,768.85
	429,307,768.85	588,515,303.86
	734,466,050.72	-159,207,535.01

2

	30,500,000.00
	--
	30,500,000.00
	216,386.98
	--
	216,386.98
	--
	30,283,613.02

3

	1,163,773,819.57	429,307,768.85
	472,735.60	905,460.43
	1,163,301,083.97	428,402,308.42
	1,163,773,819.57	429,307,768.85

50

	43,716,949.21	
	97,572,019.63	
	29,271,400.00	
	84,662,968.06	
--	156,073,140.68	
--	71,573,050.90	
	24,386,594.10	
	507,256,122.58	--

		40,000,000.00	11,329,858.27
			5,145,482.73
		126,000,000.00	144,743,282.41
			19,241,111.37
		35,325,000.00	29,271,400.00
		24,500,000.00	84,662,968.06
		60,000,000.00	71,573,050.90

51

1

--	--	--	--

	--	--	62,660,935.75
	9,060,656.74	6.8632	62,185,099.34
	259,037.96	1.8369	475,836.41
	--	--	22,410,950.46
	3,265,379.19	6.8632	22,410,950.46
	--	--	

2

52

1

()			
2.6	21,200,000.00		2,120,000.00
	4,900,000.00		490,000.00
	1,590,000.00		759,000.00
	4,190,000.00		3,557,000.00
	9,500,000.00		950,000.00
	843,591.70		3,088,408.30

2018

	3,000,000.00		300,000.00
	1,800,000.00		224,000.00
	1,500,000.00		150,000.00
	2,000,000.00		200,000.00
	1,300,000.00		

	500,000.00		

1600000	360,000.00		360,000.00
	10,000.00		10,000.00

"	800,000.00		266,666.67
"	50,000.00		
	14,000.00		

	200,000.00		
	560,000.00		
	23,016.00		
	997.00		
	50,000.00		
2016	50,000.00		
	37,500.00		
2016 600455.00TJ	1,150,455.00		
2016 450000.00TJ	100,000.00		
2016	172,000.00		
2014	3,000,000.00		

2

1

1

2018/8/31	2018 08 31	35,000,000.0 0	69.00%		2018 08 31		310,972.55	-155,749.09

1 2018 7

				69%	4,000	3500	
	1	2019	2021			2018	
				3	2,000		
2	2018	7	18				
		2			3	1	
			4			4	

	69,935,566.08	69,935,566.08
	7,557,940.40	7,557,940.40
	222,386.04	222,386.04
	3,044.23	3,044.23
	37,652,195.41	37,652,195.41
	5,000,000.00	5,000,000.00
	19,500,000.00	19,500,000.00
	51,178,199.73	51,212,075.62
	15,865,241.92	15,875,743.44
	35,312,957.81	35,336,332.18

4

5

2

1

		%
		100.00
		88.70
		60.00
		46.19
		41.00
Dayu Water Ltd.		100.00

A

41%

30%

71%

B

46.19%

2

2018

1

1

				95.52%		
				100.00%		
				100.00%		
				100.00%		
				100.00%		
				100.00%		

				80.00%	20.00%	
				30.00%	30.00%	
				70.00%		
				100.00%		
				100.00%		
				63.30%		
				100.00%		
				51.08%		
				100.00%		
				100.00%		
()				100.00%		
				65.00%	5.00%	
				100.00%		
				51.00%		
				95.00%	5.00%	
			;	65.00%		

()			:	100.00%		
				100.00%		
				88.70%		
				60.00%		

	40.00%	423,722.40		
	30.00%	-496,571.46		12,154,904.94
	35.00%	7,331,054.16		23,064,964.22

3

	608,983, 414.13	32,999,1 48.40	641,982, 562.53	95,384,9 12.73	1,900,00 0.00	97,284,9 12.73	655,996, 980.60	31,374,6 93.76	687,371, 674.36	146,346, 180.76	2,850,00 0.00	149,196, 180.76
	26,776,3 09.02	254,189, 079.52	280,965, 388.54	112,256, 017.31	124,502, 778.04	236,758, 795.35	26,220,9 19.47	209,656, 394.58	235,877, 314.05	77,360,3 51.81	115,519, 909.31	192,880, 261.12
	16,412,4 55.78	94,443,1 84.22	105,216, 070.17	29,848,8 84.76	19,000,0 00.00	48,848,8 84.76						

				30.60%	0.90%	
--	--	--	--	--------	-------	--

2

	/	/
	30fEMC /P <	

	3,136,231.58	2,406,882.77	5,700,951.97	2,612,951.52
	2,566,007.65	55,510,587.82	4,664,415.25	60,576,371.81
	1,995,783.73	13,593,230.35	3,627,878.53	12,005,971.43
	3,010,996.63	8,190,870.23	5,846,386.38	7,460,754.62
	1,657,025.07	-5,272,212.74	3,987,413.00	-6,190,754.96
	1,657,025.07	-5,272,212.74	3,987,413.00	-6,190,754.96

1

100%

2

2017

12

1

1

	23.2955%
	22.7399%

		2018 5 28	2018 6 15
4,430,014	2018 12 31		185,748,831
797,360,687	23.30%	2018 7 13	2018-068

2

3

4

()	

5

1

		705,965,575.40	
	PVC	842,999.25	
		2,099.10	
		266.38	266.67

2

	-	3,417,117.48	

4

	851,200.00	2017 12 07	2018 12 07	

	30,000,000.00	2018 02 14	2019 02 14	
	50,000,000.00	2018 03 07	2019 03 07	

	50,000,000.00	2018 03 16	2019 03 16	
	50,000,000.00	2018 03 23	2019 03 23	
	30,000,000.00	2018 04 02	2019 03 30	
	50,000,000.00	2018 04 28	2019 04 27	
	20,000,000.00	2018 05 02	2019 04 28	
	22,077,000.00	2018 01 19	2019 01 18	
	10,363,300.00	2018 02 02	2019 01 31	
	50,000,000.00	2018 03 16	2019 03 15	
	30,000,000.00	2018 03 23	2019 03 22	

		621.00		312.00	
		42,141.29			
		149,555.82			

2

		210,391.91	181,506.91
		4,500,000.00	
		7,407,590.24	
		118,757,064.67	

1

2

3

4

2018 3 29

2018 4 25 2018

2018 3 30

2018 10 22

2018 10 23

2018-085

2018-084

1

2

1

2018 12 31

2,292

2

3

2018 8

4,500

4,500

1,500

2018

1

2019

2021

2,000

2018 4 2

2018 3 23

[2018]522

2018 3 23 24

12

24

2018 4 3

2018-026

2018

12

2019 3 23

2019-014

1

1

	100,200,771.35	95,501,863.49
		-64,792.90

2

		2,621.40
		83,326.34
		-80,626.34
		-80,626.34
		-80,626.34

3

		-259,986.40

2

1

a
b
c

3

2

	853,364,591.22	1,155,594,471.21	286,877,638.45	8,012,455.13	524,260,071.34	1,779,589,084.67
	696,813,230.88	875,857,514.86	229,010,027.33	4,721,578.11	533,239,096.36	1,273,163,254.82
	63,422,359.58	85,884,191.64	25,356,612.86	-1,769,932.50	-8,979,025.02	163,914,206.56
	41,385,942.57	56,043,298.39	22,877,977.37	-1,680,925.53	-8,979,025.02	109,647,267.78
	1,304,988,998.35	1,767,167,383.09	287,780,154.21	460,934,248.03		3,820,870,783.68
	763,924,864.24	1,034,478,531.94	213,146,068.50	255,542,842.90		2,267,092,307.58

3

a

		185,748,831.00		797,360,687	23.30%	2018 7 18
6,000,000.00			3.23%		0.75%	2018 7 18
2021 6 5				25,000,000.00		
	13.46%					
		31,000,000.00			16.69%	2021 12 23
		181,318,818.00		797,360,687.00	22.74%	2018 8 6
23,500,000.00			12.96%		2.95%	2018 8 6
2019 8 9						

b

2018 3 29

2018 4 25

2018

2018 3 30

2018 10 22

2018 10 23

2018-085

2018-084

1

1

2

1

	1,640,61 2.29	100.00%	1,640,61 2.29	100.00%		2,275,784 .21	100.00%	2,275,784 .21	100.00%	
1	1,640,61 2.29	100.00%	1,640,61 2.29	100.00%		2,275,784 .21	100.00%	2,275,784 .21	100.00%	
2										
	1,640,61 2.29	100.00%	1,640,61 2.29			2,275,784 .21	100.00%	2,275,784 .21		

5	1,640,612.29
	1,640,612.29

2

	128,000.00
	506,471.92

3

	725,784.21	44.24	725,784.21
	469,232.38	28.60	469,232.38

3

1

	551,252,464.14	386,256,533.99
	42,141.29	
	4,299,412.39	1,130,000.00
	14,550,000.00	8,250,000.00
	1,669,847.56	1,064,214.33
	139,359.00	91,888.00
	571,953,224.38	396,792,636.32

2

	12	()	()	
2018 1 1				

1 1	10,554,761.40
1 2	155,988.00
2 3	8,005,858.00
3 4	200,032.00
5	1,741,979.55
	20,658,618.95

3

1,748,501.84

4

--	--	--	--	--	--


		233,663,796.71	1	40.85%	
		108,718,336.52	1	19.01%	

1

44,090,748.16

31,150,624.79

	4,750,000.00			4,750,000.00		
	3,085,000.00	10,000,000.00		13,085,000.00		
	1,500,000.00	3,500,000.00		5,000,000.00		
	38,578,712.04			38,578,712.04		
		50,000,000.00		50,000,000.00		
		3,000,000.00		3,000,000.00		
				7,753,265.00		
				5,000,000.00		
				94,167,400.00		
				1,800,000.00		
	40,000,000.00			1,767,309,718.91		42,863,589.32



5.47

0.00

0.33

	56,099,18 5.47		39,289,32 0.00	-1,430,62 0.33					15,379,24 5.14	
		5,655,000 .00		-770.49					5,654,229 .51	
		97,467,12 0.00							97,467,12 0.00	
	3,627,878 .53			579,958.7 7			2,212,053 .57		1,995,783 .73	
	19,878,11 3.20			-1,189,02 3.99					18,689,08 9.21	
		10,000,00 0.00							10,000,00 0.00	
		1,000,001 .00		10,766.95					1,010,767 .95	
	23,505,99 1.73	114,122,1 21.00		-599,068. 76			2,212,053 .57		134,816,9 90.40	
	79,605,17 7.20								150,196,2 35.54	

3

4

	208,594,430.25	167,400,573.69	231,326,650.99	207,739,080.00
	174,518,003.07	175,499,654.94	161,177,721.37	155,249,894.43
	383,112,433.32	342,900,228.63	392,504,372.36	362,988,974.43

5

	-2,029,689.09	2,380,604.91
	164,341,246.48	52,216,744.01
	2,280,548.34	605,479.45
	164,592,105.73	55,202,828.37

1

	3,858.38	
	18,178,412.83	
	312,957.81	
	2,660,665.42	
	-13,311,535.50	
	1,176,653.84	
	234,622.78	
	6,433,082.32	--

1

1

2

		/	/

--	--	--	--

3

1

2 Ä

2018

2019 4 18